



Wards Creek Elementary 6555 SR 16, St. Augustine, FL 32092 October/November 2016

Table of Contents

- Jarrell's Journal-Page 2
- Hurricane Matthew Relief-Page 3
- VPK- Page 3
- Note from the ILC-Page 4
- Habits Connection-Page 5
- Safety Leader Spotlight-Page 6
- Boo Grams- Pages 7-8
- Art Room News-Page 9
- HAC-Page 10
- Tech Bytes-Page 11
- Report Cards-Page 12
- Warrior Highlights-Pages 12-17
- Platinum Business Partners-Page 18
- Attendance-Page 18-19
- Advertisements and Announcements - Pages-20

OUR VISION IS TO: Be a school
Where Children Excel by
developing leaders with character
and a passion for lifelong learning.

OUR MISSION IS TO: Engage
Learners to Excel in Life and
Embrace Leadership to Enhance
our Local and global society.

OUR CORE VALUES

We believe that:

- The Character Counts Pillars of Trustworthiness, Respect, Responsibility, Fairness, Caring and Citizenship are essential qualities to model and instill in our students.
- The Seven Habits of Highly Effective People are the foundation for developing leaders.
- All individuals are valuable and can make meaningful contributions.
- A caring and compassionate learning environment will support the needs of the whole child and inspire all to reach their full potential.
- Leaders are life-long learners.

THE SEVEN HABITS OF HAPPY KIDS

1. Be Proactive – I am in charge!
 2. Begin with the end in mind – Have a plan!
 3. Put first things first – Work first, then play!
 4. Think win/ win – There's plenty for all!
 5. Seek first to understand, then to be understood – Listen before you speak!
 6. Synergize – Together is better!
 7. Sharpen the saw – Balance feels best!
- BONUS:
8. Find your voice, and inspire others to find theirs – I'm on a mission!

Jarrell's Journal

I sincerely hope that you and your loved ones were spared any significant impact from the storm. I live at the beach and my condo fared well but there is a lot of devastation all around. It has been so sad to see all the damage but WOW, it has been awe-inspiring to see the community spirit and selfless giving. I know it will take time to get back to our sense of peace and well-being. If you have any unmet needs, please give us a call. Our staff and the school district have resources we can connect you with to help you get past this challenge.

As we try to get back to our routines, the year continues to whiz by. We are almost to the end of our first quarter – that's so hard to believe! As I visit the classrooms, I see your children thriving and growing. I am so proud of the efforts of our students and the teachers, working together to capture new learning and deeper their understanding of grade level concepts. We talk a lot about the challenging curriculum and the need for rigor and relevance in our instruction. I am always amazed at the discussions and the depth to which students can explain their thinking. These are exciting times in education and I know we are preparing students who will be leaders in our community!

In addition to the exciting things happening in the classroom, there are also some great opportunities on our calendar coming up. I hope your family will be able to join us on Friday, October 21st for our Spooktacular and Fall Festival! This year, we are combining two of our favorite events into one! You should be receiving more information about this awesome evening soon – I look forward to seeing you there!

Thank you for your support and partnership with our school. I continue to be humbled by the outpouring of love and commitment I feel from our community. Wards Creek is a very special place and I consider it an honor to serve you and your family.

Edie Jarrell

Hurricane Matthew Relief Efforts



One of the most wonderful parts of being part of a community is how we support each other. Many people in our community have found themselves in great need in the aftermath of Hurricane Matthew. So, it time to lift each other up and help if you can.


Wards Creek Elementary, with the support of St. Johns County School District, will be collecting items for those in need. These donations will be going directly to families in need in St. Johns County.

We are currently looking for donations of unperishable food, school supplies, and toiletries. There may be additional requests and needs as the rebuilding process continues.

We appreciate any donations that will help these families begin to pick up the pieces. Thank you for your support and for being part of our Wards Creek family.

Enrollment for the 2016-2017 school year is currently full.

Have a VPK student ready for next year? Click [here](#) to add your child to our waiting list for the 2017-2018 school year.



Helpful Reading Parent Tips From your Instructional Coach Christa Ritchie

Did you know?

“When parents are involved in their children’s education at home, they do better in school. And when parents are involved in school, children go farther in school and the schools they go to are better.”

Why Families Matter to Literacy

A great article about family literacy....

http://www.literacytrust.org.uk/assets/0000/2038/Why_families_matter.pdf

Take a look below at a fun way to start your day with literacy.



Wake Up Reading the Cereal Box

Everyday reading materials are all around us. The cereal box is a great example. Do you recall enjoying reading the back of the cereal box when you were a kid? Maybe you’re a big kid at heart and still do! No matter what age your child is, cereal boxes are a great source of reading material.

Here are several activities that will wake up your child’s brain as he or she begins the morning munching cereal.

Grades K-2

- **Early Word Recognition:** “Snap! Crackle! Pop!” may be among the first words your child recognizes. Point out the words individually as your child recites a cereal jingle, a slogan (“They’re gr-e-a-t!”) or the name of a cereal to help them make the association between spoken and written words. Write the words one-by-one on a piece of paper and ask your child to point to the matching word on the box. This helps your child begin to recognize the same words out of context.
- **Story Starters:** Cut out the characters and pictures that appear on the front and back of your child’s favorite cereal box. Staple or glue them onto ice cream sticks so your child can use them as stick puppets to tell a story.

Grades 3-5

- **Alphabetical Ingredients:** Ingredients are listed according to what percentage of the cereal they comprise, from most to least. Your child can write

down the ingredients in a new order—from A to Z.

- **New Product:** Perhaps your child would like to invent a new cereal. What shape will it be? What color and flavor? Suggest designing a wrapper for the new cereal that you can paste over the old cereal box. Your child can draw pictures of the cereal, describe it and include nutritional information, a recipe and a free send-away offer.

Grades 6-12

- **Nutrition Research:** Along one narrow side panel of the cereal box, in fine print, is a nutrition chart and list of ingredients. Here are some of the longest and most obscure words your child may encounter. Go through the list and look up unfamiliar words in a dictionary (try using an online dictionary). You’ll be reassured, for example, to learn that folic acid is a natural substance extracted from green leaves. Compare the nutritional information on two boxes of cereal. Is the cereal Dad likes more or less nutritious than the one your child prefers? Which has more sugar? Which has more fiber? More protein?
- **Good Taste in Words:** As your child reads the description of the cereal, ask what words the copywriter used to make the cereal sound good to eat. Go on to suggest that your child replace these words with a word that means the opposite (use an online thesaurus to look up antonyms). The new copy should be pretty amusing. For example Capn’ Crunch could be remarketed as Private Soggy.

Teaching the Habits at Home Helps Build Organizational Skills:

Adapted from The Leader In Me Family Newsletter by Dr. John and Jane Covey

Imagine a school morning where everyone knows what to do and is ready on time. Sound too good to be true? Well, it's possible! Organization is a skill learned over time. By teaching organization at home, your child will learn this very important skill.

Use the first three habits as a learning tool for you and your child:

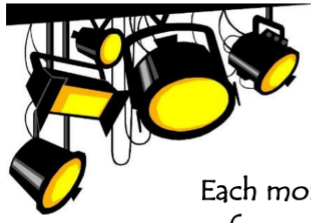
Habit 1: Be Proactive. Habit 1 is about initiative and responsibility. Help your child determine what he or she will need for the next day. To start, writing a list may be helpful. Next, have your child gather the non-perishable items and put them in his or her school bag.

Habit 2: Begin With the End In Mind. Habit 2 is about visualizing how you would like something to turn out before it happens. If a smooth morning is the goal, brainstorm with your child how that will look and feel like. Your child may actually have time to do something extra in the morning if he or she is organized and you will all have a happy start to the day.

Habit 3: Put First Things First. Habit 3 means focusing on the task when there's something else you would rather be doing – the hardest part of all! Help your child learn how to avoid distractions by reminding him or her that, if they stick to it, all the fun things can come right after – with no guilt or nagging! Once children know these habits, and how to apply them, they can start tackling more difficult tasks *independently*. **They will begin to feel self-confident and proud when they're able to complete homework, chores, and other tasks by themselves.** They're also sure to be pleased when they find they have some extra free time to do what they'd like to do.

Remember, it may take time to teach your child these skills. Sometimes, it will seem simpler just to do it for them. But remember, your child won't learn how to be independent and successful if you always do it for them. Using Habits 1-3 is a life skill that will benefit them their entire lives.

<https://theleaderinmeonline.org/en/Resources/7HabitResourcesForFamilies.html>



Safety Leader Spotlight

Each month we feature students who are nominated for outstanding performance. These students arrive to school early, leave late, and have additional jobs around school during the day in addition to their regular duties as a 5th grade students.



Safety Leaders proudly standing from left to right with Principal, Edie Jarrell:

Alyson Neal, Coretta Williams, Riley Prusak, Bella Gosse, Hannah DeVelder, Elizabeth Turner, Ayla Caterson, Annaliese Seidel, Isabella Edge, Grace Kennedy, and Ansley Goode.



Boo Grams Coming Soon!

Sales Days:

October 3rd - October 31st

Get yours at the school store

Grams with a Treat: \$1



Sales support our Safety Leader Program

Safety Leader Boo Grams

Boo your friends,

your teachers, classmates, and more.

Only for \$1.00 at the School Store!

October 3rd — October 31st



Grams delivered daily & will include a festive pencil or eraser

TO:

TEACHER:

FROM:

MESSAGE:



Safety Leader Boo Grams

Boo your friends,

your teachers, classmates, and more.

Only for \$1.00 at the School Store!

October 3rd — October 31st



Grams delivered daily & will include a festive pencil or eraser

TO:

TEACHER:

FROM:

MESSAGE:



Greetings from the Art Room!



Dear Wards Creek Families,

Greetings from the Art Room! I wanted to share with you how much I have enjoyed working with your children over the course of the past two months and I am so excited for what's to come! We are currently finalizing our artistic touches on our art work for the fall fundraiser. Each year, students create artwork to help raise money for the art program. By the end of this month, students should receive packets from our fundraiser program, Square1Art. Families can order all kinds of nifty items with their child's artwork on the front (coffee mugs, mouse pads, ornaments, etc.) Be on the look-out for the order catalogs in late October.

Also, our 5th grade Art Leaders are already in the news and were featured in an article in the St. Augustine Record! A select group of 5th grade students who showcase extraordinary leadership qualities were accepted into this year's Art Leaders Club, which meets every Friday. The students submitted an application, an essay on why they wanted to be an Art Leader, an example of their art skills, and a teacher's recommendation to be considered. The following students are our Art Leaders for 2016/2017 and are currently working on painting guitars for children in need. Catch the full article at <http://staugustine.com/news-local-news/2016-10-03/young-artists-paint-others>

Annaliese Seidel
Abbi Maddern
Alex Kim
Alyson Neal
Ryan Jarvis
Sydney Brockway
Cora Johns
Madison Patchan
Peyton Robison
Micah Vosburg

Ryan Brakenwagen
Amelia Gilliam
Micah Ragin
Elisabeth Grace Kennedy
Riley Chapman
Ashlyn Adams
Mia Ligon

Julie Stimson, Art Leader



Wards Creek Elementary Home Access Center (HAC) Account Registration Instructions



Accessing Home Access Center (HAC) for the first time (applies to new users and existing Parent Assistant (PA) users):

1. **If you have a current PA account**, you can use the same Username and Password to login to HAC. Enter your Username and Password at the new HAC website:
<http://parents.stjohns.k12.fl.us/hac>
2. **How to get a Home Access Center account (for new users who do not have a Parent Assistant (PA) account):**
 - a. Parents/Guardians can then register online:
 - i. <http://parents.stjohns.k12.fl.us/hac>
 - ii. At the Home Access Center Login screen, click "here" below the statement, "If you do not have a username and password...."
 - iii. At the Home Access Center User Registration:
 1. Enter your First name, Last name, City and Zip Code as it appears in eSchoolPlus
 - a. Standard City spellings include: Saint Augustine, East Palatka, Ponte Vedra, Ponte Vedra Beach, Elkton, Jacksonville, Saint Johns, Hastings and Fruit Cove
 2. Then click the Register button
 3. (next screen) Then create your Username (using your email address)
 4. Then create two challenge questions (something detailed only you would know) (Example: What was your first car?)
 5. Review and accept the Terms of Use and Privacy Policy
 6. Click the Finish button
 - iv. Click the link in your HAC email to create your HAC password
 - v. A webpage will load with your challenge questions. After you answer your challenge questions, you will then be able to create your password, (please use at least eight characters including a number or special character)
 - vi. You can now login to HAC using your new Username and Password
3. **If you have forgotten your Password:**
 - a. On the login screen, click the "forgot my username or password" link
 - b. At the Forgotten Username or Password screen, enter your email address on file
 - c. Then click the "submit" button
 - d. An email will be sent to you with a web link to a HAC challenge question
 - e. After you answer the challenge questions correctly, you will be able to view your Username or reset your password. (You cannot change your Username once set)

If you have trouble creating a HAC user account, please contact Mrs. King at Christina.King@stjohns.k12.fl.us

Tech Bytes: What You May Not Know About Pokemon GO

By Deborah Battaglino and Dana Smith

If you have a child, or if you are a gamer, you have already heard of Pokemon GO. It has become very popular for children of all ages. Even adults can be seen wandering around, seemingly aimlessly, while staring at their device.

Did you read the entire user agreement when you downloaded the APP? Did you tap OK or YES on questions to access your phone without thinking? Pokémon Go, like most mobile apps, asks for permission to access information from your phone. Most kids – and most adults, for that matter – agree without giving it a second thought. Did you know that Pokemon GO requires an internet connection (user/player is online), and GPS tracking functionality?

Unless you have a hotspot on your phone, the game uses cell data. Players can rack up data charges if you do not have an unlimited data plan.

Pokemon GO is highly engaging. Players can be seen so totally captivated that they physically walk into things. One child was play the game while riding his bike. When he veered to capture a Pokemon he rode his bike into a fence and fell to the ground.

There is a lot of controversy about the safety of players while playing Pokemon GO. Law enforcement agencies are warning players about the potential of being lured by strangers to a location where they could become endangered. Others are steadfast that this potential threat is not possible. But one thing is certain. As quickly as technology is created and designed, there are individuals who work diligently to use it inappropriately.

Educate yourself. Talk to your children. Remind them of your expectations and how to be mindful about their use of technology. Pokemon GO presents many opportunities to guide your children to become good digital citizens. It is also a great game that gets the player moving. So have fun, and be safe

App review

<https://www.commonsemmedia.org/app-reviews/pokemon-go>

Make it safe for kids

<https://www.commonsemmedia.org/kids-action/blog/four-ways-to-make-pokemon-go-safer-for-kids>

<http://www.positiveparentingsolutions.com/parenting/4-tips-pokemon-go-safety>

If you would like more information, google “Pokemon GO safety” for additional insight and suggestions.

Report Cards will be available online on 10/28


To view your child's progress you will need to access Home Access Center (HAC).

Click the link below to create an account or sign in.

If you need assistance please email

Christina.King@stjohns.k12.fl.us

<http://www.stjohns.k12.fl.us/hac/>



Warrior Highlights: Super Second Grade

2nd Grade WOW Wednesday Community Helper

Our second graders had a blast on their first WOW Wednesday! They loved the guidance rotation the best and talked about it for days. They got to spend some time with Corporal Seckinger from the St. Johns County Sheriff's Office. He talked with them about how police officers are community helpers. He talked about his time on the K9 unit and the students really enjoyed learning about K9 Max and K9 Drake.

Corporal Seckinger answered a variety of questions from the students and told them many interesting stories. He also shared quite a few funny stories about Mrs. Seckinger, which seemed to entertain her students the most. He also revealed his true identity to the kids. He is Batman! Mrs. Seckinger can neither confirm nor deny this information, but she can say that she has never seen him and Batman in the same room together. Corporal Seckinger even sent the students home with K9 Max trading cards. He had a fantastic time hanging out with our students for the day and they loved learning about how police help the community.



Warrior Highlights!

Cool Kindergarten

We want to congratulate our September Character Counts recipients! These students were chosen for demonstrating the character trait of Fairness – Evan Saliger, Ryder Pagan, Matthew Armstrong, Charlotte Denham, Maisie Miller, Connor Ellis and Jaren Wilson. Great job!

Kindergarten has also been enjoying our recent Guidance lessons! Mrs. Neal's recent discussion was about problem solving. Some of her main points were using your voice, look at the person you're talking to and use your manners. Also, what should you do when you need help? Who could you ask? What should you do if it's an emergency? The students really enjoyed these lessons and were able to help act out these scenarios with puppets.



Excellent ESE!

Hello Warrior Families,

I wanted to give you a little info about me since I am new to Wards Creek this year. I am an ESE teacher who supports 2nd and 5th grade.

I previously taught in Clay County for six years. A majority of that time I was an ESE teacher in both primary and intermediate grades. I was also a regular education teacher and taught Kindergarten and first grade. I have a Master's degree in Psychology and a Bachelor's degree in Early Childhood Education. I have great love for working with students who need extra support and I absolutely love teaching phonics/basic reading skills and math.

My husband is also an ESE teacher and the head football Coach at Clay High School. We live in St. Johns County and I am very thankful to have the opportunity to teach in the county where we live. We have two beautiful daughters, a sweet & sassy 3-year-old (threenager) and a happy 5-month old newborn. We love football and every Friday night you can find us cheering on the Blue Devils and our Coach.

My year is off to a great start as it has been so nice getting to work with so many wonderful children and fabulous teachers who have been so welcoming. I look forward to finishing the year out strong as a Wards Creek Learning Leader.

Sincerely,
Erin Hoekstra

Phenomenal Fifth Grade!



Achieve 3000 is up and running at Wards Creek and 5th graders are fully engaged in weekly activities using this remarkable new online reading program. This program is designed to differentiate reading instruction centered around each student's Lexile reading level. This program is already making a huge impact in our classrooms by helping to engage students in reading non-fiction and processing texts with various activities. The students look forward to logging in each day to see which students or which classes were the "Top Performers" for the day! Keep up the good work! We are proud of you 5th grade!

Warrior Highlights!

Fabulous Fourth Grade Welcomes New Teammates

We are extremely excited to welcome Ms. Buchanan, Mrs. Dean, Mrs. Romano, and Ms. Wagner to the fourth grade team!

Ms. Buchanan comes to us from Duval County. This is Ms. Buchanan's 15th year teaching and 1st year at Ward's Creek. Born in Gainesville, Florida she has been a Gator fan her entire life. Outside of school, Ms. Buchanan enjoys competitive sailboat racing, camping, and spending time outside with her family.

Mrs. Dean is returning to her roots here in the Sunshine State after a short time living in Virginia! Mrs. Dean is happy to come back to teaching after she took off several years to homeschool her twin girls. She is excited to become a part of the Wards Creek Family! In her spare time she enjoys running, Lacrosse, and being outdoors.

Mrs. Romano has been a Wards Creek Warrior for 4 years now. Mrs. Romano started out in our extended day program and moved in to a paraprofessional position in one of our self-contained ESE classes. She then taught kindergarten for a year, first grade for a year and now fourth. Mrs. Romano joins our team for her first journey in the intermediate grade levels.

Ms. Wagner joins our team this year after completing her senior internship with our fourth grade team last year. Ms. Wagner attended Florida Atlantic University where she received her Bachelor's in Elementary Education. Newly engaged, she is excited to start this journey with our team as she grows in her teaching and starts a new chapter of her life.

Please help us welcome these lovely ladies with the utmost Warrior excitement!

Warrior Highlights!

Terrific Third Grade

The Third Grade Team along with the entire WCE staff would like to thank our local first responders and their families. Dispatchers, Firefighters, Police Officers, Paramedics and EMT's are our superheroes! When we call, they are there and their jobs are far from easy. They work long hours around the clock and rush to scenes helping complete strangers without thinking twice.

In situations where first responders are called we forget that they are taking time away from their families to help yours and ours. It takes a special kind of person to care for others. These people rise to the call of duty every time they walk through the doors at work.

So when you see your local first responders give them a wave or thank them for their service because without them the world would be a much different place. Thank you.

Fantastic First Grade Fun!

First grade has been working hard in our classes on all the habits. Each classroom participated in a STEM activity, which required critical thinking, planning, and synergizing. Our challenge was to create a perch for Harry, a lovable puffball who hangs out in each classroom. The students were put into groups, and using chenille stems, 2 index cards, 2 cupcake papers, 12" of tape and a square of aluminum foil, they had to assemble the highest perch for Harry. Time was given to them to plan, create and then test their perches, after which they could still correct or change their creations. The students did an amazing job of working together, talking through their plans and then deciding if their ideas would actually work. They reflected in their Science journals after the project was completed, and discussed as a group how they synergized, if each group was thinking win-win as they worked, and what they could change when they are given their next STEM activity.

Continue the Conversation



Computer Class Happenings With Mrs. Battaglino

Hello from our Computer Science classroom. Our WCE TechXperts have already been busy in class. It is my hope that you will continue the learning at home by continuing the conversation. Research tells us that the more we talk about our learning the more likely we are to retain new knowledge. Also, if we don't fully process new information the first time around, talking about what we are learning provides an opportunity to deepen our understanding.

This blog will give you a peek into our computer lessons and provide opportunities to chat with your Warrior about their learning in Computer Class.

The learning and activities are designed to enrich their understanding of the technology that they can use today as well as to prepare them for the technological world of their future.

Our **Kindergarten** warriors are learning the name and function of basic computer components (i.e. Keyboard, mouse, monitor and the parts of the monitor). We are learning to type using the computer keyboard and navigate internet websites with a computer mouse. Along with basic mouse skills, we are learning to click carefully in our games and to avoid clicking on links and advertisement that may be present on a web page.

Your child brought home log in information for the website [teachyourmonstertoread.com](http://www.teachyourmonstertoread.com), a website that provides practice with the computer mouse and enriches their emerging reading skills.

http://www.abcya.com/keyboarding_practice.htm Keyboard Zoo (typing)

http://www.abcya.com/alphabet_matching_game.htm Alphabet Match (mouse)

<http://www.teachyourmonstertoread.com/u/15910> Teach Your Monster To Read

Our **1st and 2nd grade** Warriors have been exploring the technology that is all around us and how people use technology to make tasks easier.

We are also learning about the internet, how computers are connected and how wireless devices become part of the internet, the digital world, and internet safety. Below are links to videos we have watched and discussed in computer class.

What is the Internet?

<https://www.youtube.com/watch?v=W7FOk1-Jzus&index=1&list=PLUHEaG6i5ojpGTLuyu3zEN4ZQnVNocxEW>

My Online Neighborhood

<https://www.youtube.com/watch?v=vUO7t92k4Xg&index=2&list=PLUHEaG6i5ojpGTLuyu3zEN4ZQnVNocxEW>

Safe Share TV (blocks peripheral YouTube content for safer, less distracting viewing of YouTube videos)

<http://safeshare.tv/>

Our **3rd through 5th grade** Warriors are learning the names and function of computer devices and components (i.e. motherboard, memory card, routers, cables, satellites). We are tackling internet connectivity, wireless connectivity, the real world evidence of the internet and binary code. Some of your children have already come home asking about a router and how your technology is connected to the internet. Thank you for supporting their curiosity! We are also learning ways to digitally represent our learning by creating PowerPoint graphic organizers. Below is a link to a video that we viewed in class to help you start the conversations.

The Internet - How it Works

<https://www.youtube.com/watch?v=uvOJY3uYjYQ&list=PLUHEaG6i5ojpGTLuyu3zEN4ZQnVNocxEW&index=3>

All students are learning to remain mindful of their digital decisions and proper care of technology. Thank you for your support at home and enjoy *continuing the conversation!*

Platinum Business Partners



KEN BERRY, B.S.N., D.C.

- SHORT TERM CARE FOR PAIN
- WALK INS WELCOME
- NO APPOINTMENT NECESSARY
- PAIN RELIEF IS OUR GOAL

904-940-0361

WWW.THEVILLAGECHIROPRACTOR.COM



Two missed days a month adds up to being a half a year behind by the time your child reaches 4th grade.

And once a child falls behind, they rarely catch up.

It is important that your child arrive at school between 8:00 am and 8:25 am. Please make sure your child arrives at school by **8:25 am** so that they can be in their classroom ready to learn by 8:30 am. If you child is absent please send a note or email within 48 hours of returning to school.

**Research shows that attendance is an important factor in student achievement.*



Help Your Child Succeed in School: Build the Habit of Good Attendance Early

School success goes hand in hand with good attendance!

DID YOU KNOW?

- Starting in kindergarten, too many absences can cause children to fall behind in school.
- Missing 10 percent (or about 18 days) can make it harder to learn to read.
- Students can still fall behind if they miss just a day or two days every few weeks.
- Being late to school may lead to poor attendance.
- Absences can affect the whole classroom if the teacher has to slow down learning to help children catch up.

Attending school regularly helps children feel better about school—and themselves. Start building this habit in preschool so they learn right away that going to school on time, every day is important. Good attendance will help children do well in high school, college, and at work.

WHAT YOU CAN DO

- Set a regular bed time and morning routine.
- Lay out clothes and pack backpacks the night before.
- Find out what day school starts and make sure your child has the required shots.
- Introduce your child to her teachers and classmates before school starts to help her transition.
- Don't let your child stay home unless she is truly sick. Keep in mind complaints of a stomach ache or headache can be a sign of anxiety and not a reason to stay home.
- If your child seems anxious about going to school, talk to teachers, school counselors, or other parents for advice on how to make her feel comfortable and excited about learning.
- Develop back-up plans for getting to school if something comes up. Call on a family member, a neighbor, or another parent.
- Avoid medical appointments and extended trips when school is in session.

When Do Absences Become a Problem?



Note: These numbers assume a 180-day school year.

For more on school readiness, visit attendanceworks.org and reachoutandread.org

This Year **We**

GO

BIG

WE ARE RECYCLING BIG
TO EARN BIG!

DONATE LASER PRINTER CARTRIDGES
TO HELP US EARN TOWARDS OUR GOAL!



FOR MORE INFO VISIT RECYCLINGFACTORY.COM